

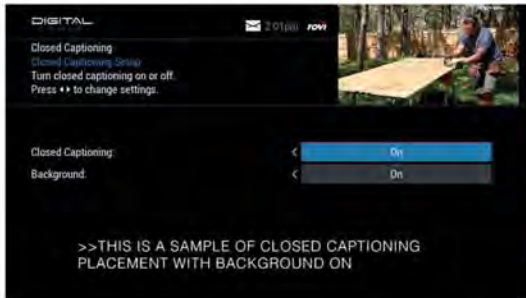
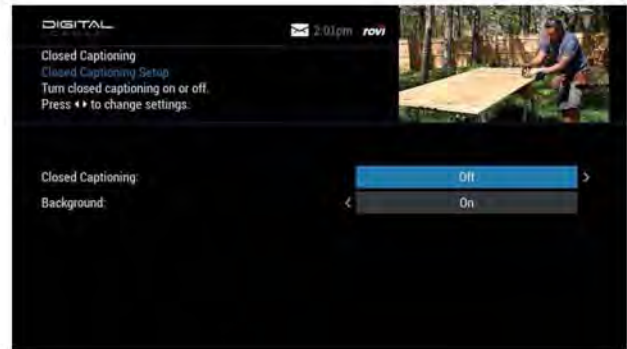
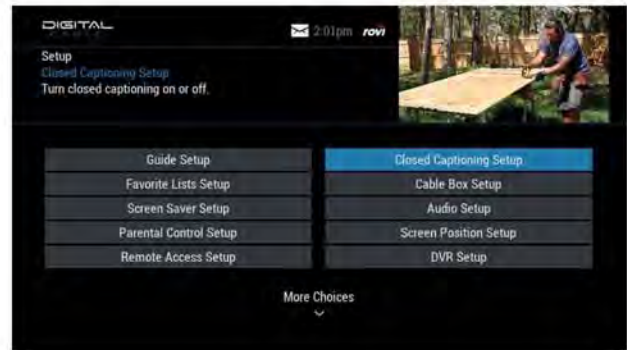
Closed Captioning Setup

Closed captioning is available on advanced cable boxes. The default setting for the closed captioning feature is Off with background set to On.

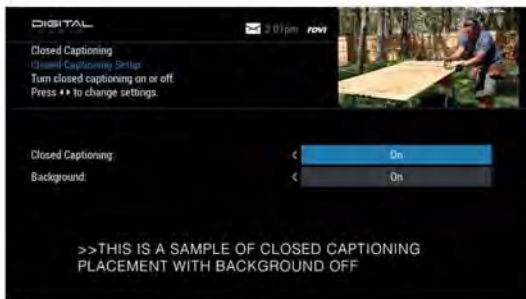
To access and turn closed captioning on or off:
 From the Setup Menu, select Closed Captioning Setup.
 On the Closed Captioning Setup screen do the following:

- Closed Captioning:
 - Off: Deactivates closed captioning.
 - On: Activates closed captioning.
 - The default setting is Off.
- Background:
 - Off: Turns off background display.
 - On: Turns on background display.
 - The default setting is On.

Note: Captioning is not available for all programs.



Example: Closed captioning turned on with background set to "On"



Example: Closed captioning turned on with background set to "Off"